



Reemploy Survey

Spring 2009

Survey conducted by GMB, Unite the Union and Community

Analysis of the Remploy Survey- March 2009

In March 2009 the GMB sent out over 1637 questionnaires to Remploy employees who had been made redundant as a consequence of the Remploy Modernisation Programme. The questionnaire contained crucial questions about their current professional situation since being made redundant in March 2008 following the closure of 29 Remploy factories.

The purpose of the survey was also to ascertain what support from Remploy, if any, had been given or offered to them in order to help them return to work. The 'support' was part of the consultation process and Remploy had promised to give support to any employee affected by the Modernisation Programme who needed help in returning to work. This promise was made before the decision to close the factories and before consultants were employed at the cost of over £400,000 to deliver support.

746 questionnaires were returned, a response of approximately 45.6%.

We were able to process 735 of all the returned questionnaires.

11 of the 746 questionnaires were unable to be processed due to:

- missing crucial information (4)
- ongoing employment with Remploy (2)
- 5 forms were returned by the members of deceased employees' families.

Summary of the Survey

1. General information

522 ex Remploy employees had taken voluntary redundancy and 56 of them decided to take early retirement after that.

112 were made compulsory redundant and 9 of these later took early retirement.

92 people took early retirement as their first choice after being made redundant.

9 out of 735 ex Remploy employees retired in the normal way.

This shows that nearly all of those who left now receive State Benefits.

2. Current employment situation

Only 190, which is 26% of those who returned the questionnaires, found a job, but only:

- 37 (5%) of them claimed that their new job is better paid,

- 44 (6%) have a pension in their new job,

- 33 (4.5%) have better holidays now than they used to have with Remploy,

- 62 (8.4%) have a sick pay scheme.

3. Support from Remploy

Out of 735 questionnaires processed only 104 (14.1%) people admitted receiving help from Remploy to find a new job, whilst 510 (69.4%) claimed there was no support offered/given to them at all.

121 did not answer the question or the question wasn't applicable (e.g. early/normal retirement).

4. Would you come back to Remploy?

353 of 735 (48%) would like to come back to Remploy factories if given the opportunity.

101 (13.7%) were not interested in coming back (e.g. happy with the current employer, retired etc.).

281 did not answer the question or the question was not applicable (e.g. unemployed, early/normal retirement).

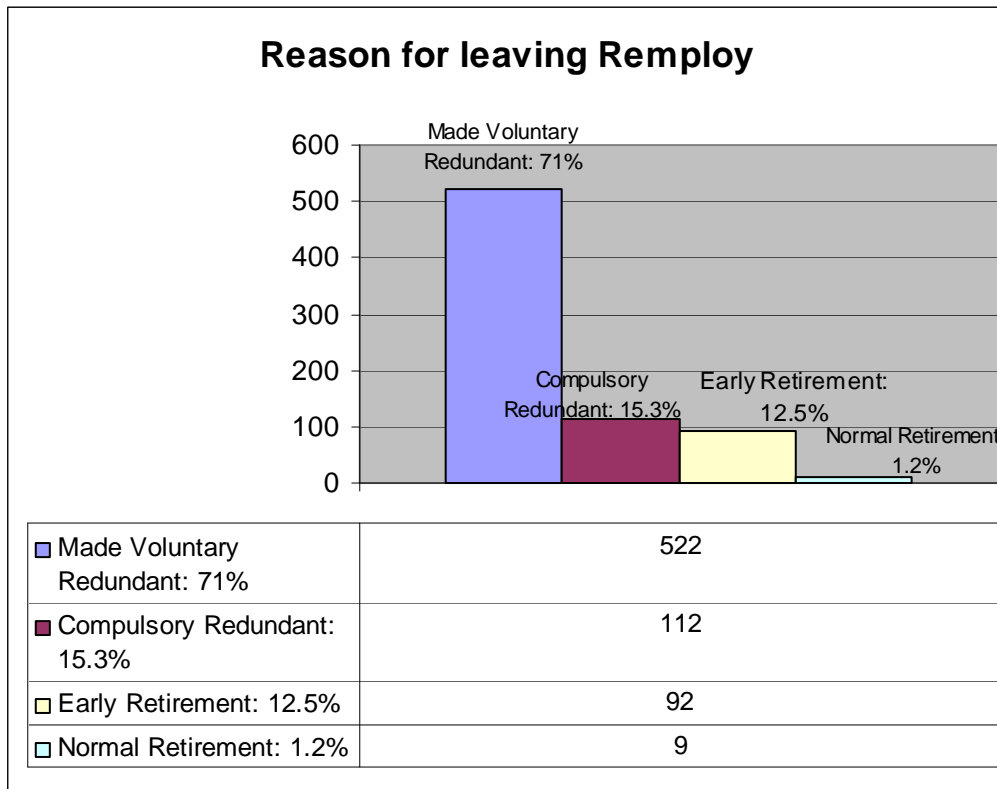
Remploy Survey Spring 2009

Number of returned questionnaires: **746**

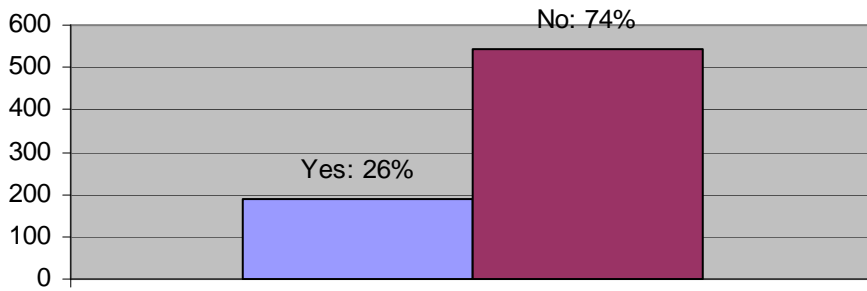
Questionnaires processed: **735**

Questionnaires not processed: **11**

- 4- crucial information missing,
- 2- still employed by Remploy
- 5- deceased

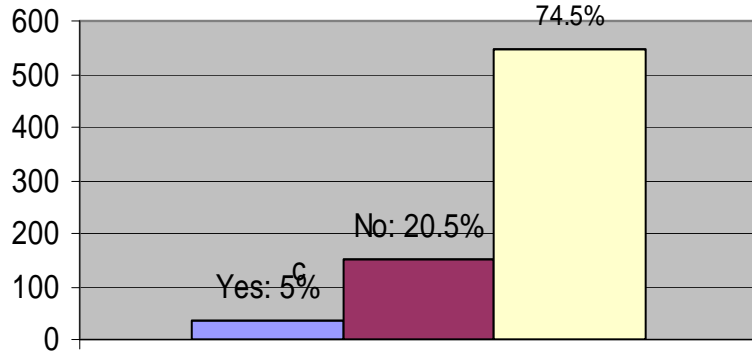


Are you working now?



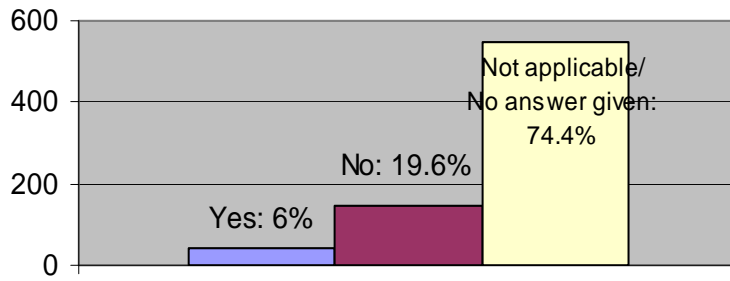
■ Yes: 26%	190
■ No: 74%	545

Do you receive more pay than Remploy?



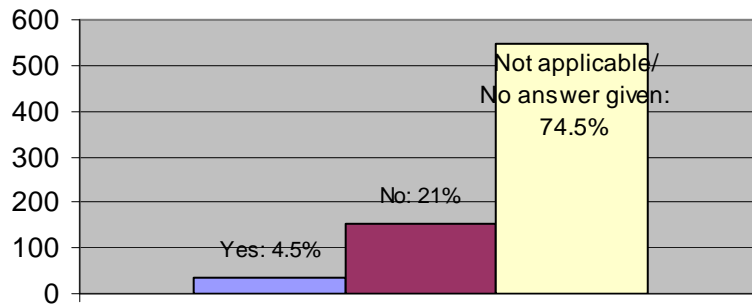
■ Yes: 5%	37
■ No: 20.5%	150
■ Not applicable/No answer given: 74.5%	548

Do you have a pension in your new job?



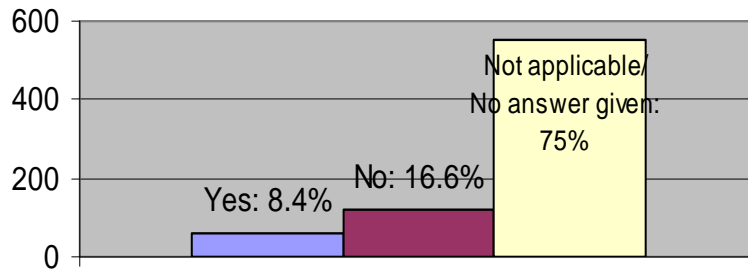
■ Yes: 6%	44
■ No: 19.6%	144
■ Not applicable/ No answer given: 74.4%	547

Do you have a better holidays than Remploy?



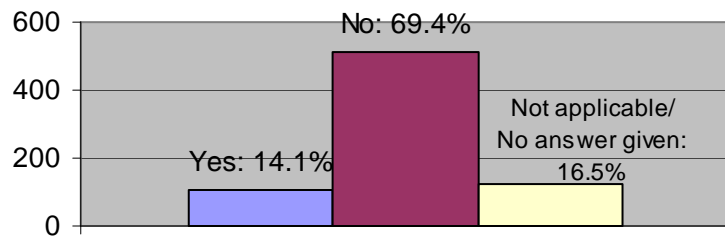
■ Yes: 4.5%	33
■ No: 21%	154
■ Not applicable/ No answer given: 74.5%	548

Do you have a sick pay scheme?



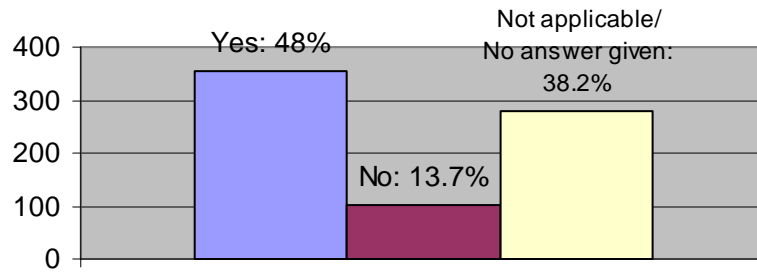
■ Yes: 8.4%	62
■ No: 16.6%	122
■ Not applicable/ No answer given: 75%	551

Since leaving Remploy have you received any support?



■ Yes: 14.1%	104
■ No: 69.4%	510
■ Not applicable/ No answer given: 16.5%	121

**If, given opportunity would you rather work in
 Remploy factory or where are you now?**



■ Yes: 48%	353
■ No: 13.7%	101
□ Not applicable/ No answer given: 38.2%	281